

Designing an Impactful eLearning Course

Creating exciting storyboards

START



eLearning Storyboards

Are visual organizers that illustrate and communicate the ideas of professionals working on an e-learning course, detailing how the course content will play out. Most storyboards are made of sketched images and texts that create an organized sequence of the story that needs to be told. Course designers often use storyboards to play out how their:



Interactions



Assessments



Demo



Simulations

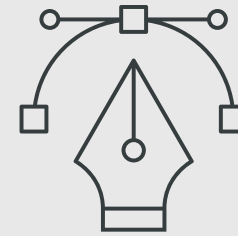



Games



Tools for Storyboards

Most instructors use different types of storyboards tailored to their unique needs. There are many tools that can be used to create storyboards. The most common of them include Powerpoint, Word, Photoshop, and Google Slides. These elements include:




[Click on each icon to learn more.](#)



Tools for Storyboards

X




Audio

The image area of your storyboard include the images that you want to appear in each screen or if you cannot get the image, a suitable representation.

Click on each icon to learn more.



To Ensure eLearning Success



Storyboard



Course Title



Screen name



Action



Course Completed!

EXIT

